



**COMMONWEALTH
BUILDING SOLUTIONS, LLC**

336 Cherry Hill Circle West

Aylett, Virginia 23009

Phone: 804-761-4248

FrazierConsulting@gmail.com

Licensed Class A - RBC/CBC

DEPOR # 2705169996

EIN# 83-1821991

FIELD REPORT

WESTMORELAND COUNTY HIGH SCHOOL

Date: 02/07/2022
Weather: 39 degrees. Rain - High of 41 degrees today.
Hours Worked: 13:00 – 16:30hrs (3.5hrs) – Site Visit

Walked the site today.

Area A

Door Hardware is being installed on various doors. Branch has moved out of room A102 and moved into A103. The floor in A102 has been prepped for tile.

Area B

The Painters were painting in various areas on the 2nd floor of Area B. The epoxy floor has been completed in Room B209 where there were cracks in the concrete, (see previous report). All of the Toilet Partition & fixtures have been installed in Rooms B116, B118, B216 & B216. Industrial Concrete is pouring and finishing the Stairs and Landings in Stairwell #4.

Area C

The Sprinkler sub is working in Area C. Painters are prepping and painting the Grand Staircase. They continue to work on the Acoustic Cloud Ceiling around the perimeter of Area C. Metal Panels are also being installed around vestibule C10.

Area D

Acoustical Panels have been hung in rooms D122 & D127 in Area D. The painter is Painting and back rolling the West wall of the Auditorium. Electricians are working in IDF Room D111.

Area E

Hodgeman is working on Epoxy floors in E. Rooms E124, E126, E134, E135B, and E136B have been completed. Electricians are working on Emergency Exit Signage .

Site

Beuchert is working on the front side of the side grading and spreading top soil.

Conversations with Branch Builds: I met with John, Lee, Jake and Chandler. I was advised that Branch and most of the Sub-Contractors have changed the work schedule beginning today. They are going to be work Monday-Thursday 10 hours days. Friday & Saturday are eight hours days for a 56 hour workweek. Chandler asked if the School had the Hardware for mounting the Promethean Boards, Bolts, spacers, etc. I reached out to Chris Evans and he said he did not have the hardware, but he would have one complete Promethean Board with Bracket, Bolts, Spacers, etc. delivered to the site for the Mockup. What was previously delivered was a Promethean Board mounted to mobile cart.

I received a call from Todd Demetriou pertaining to the Town's \$500.00 Variance Application Fee. Permit Fees for the Project were waived in the beginning. The County has no control over the Town. I called Norm Risavi and he said he would reach out to the Town and see what could be done. The Town Manager said she would see if Town Council would waive the fee, however, there if they did there would still be a \$300.00 fee for the Advertisement of the required Public Hearing.

Compliance with Contract Documents: No noted discrepancies.

DEQ Reports: A re-inspection of the site was conducted on November 29th, 2021.

Reviewed emails:

- Hillis-Carnes Concrete Break Report -**
- Hillis-Carnes Grout Inspection/Compression Strength Test –**
- Hillis-Carnes Field Reports – 02/04/2022**
- Hillis-Carnes Bio Retention Pond Reports –**
- Submittals - #08 80 00-2.3, #08 80 00-4.1, #01 31 14-5.0**
- RFIs – #17.1, #365, #369, #370, #374, #377, #378**
- Patrick Byrne – Anodized Aluminum Handrail Deficiencies**
- Alexes Lee –**
- Tara Delaney –**
- Change Order/PCOs/Pay App – PCO #16, January Pencil Copy – Pay App**
- Weekly Submittal Status Report – 02/04/2022**
- Weekly RFI Status Update – 02/04/2022**
- Weekly Daily Log Summary – 02/04/ 2022**
- PCO Log – 02/04/2022**




Photo 1 - C102 Kitchen prepped for Quarry Tile.



Photo 2 - Grand Staircase being prepped and painted



Photo 3 - Metal Panels are being installed on Vestibule C10




Photo 4 - West wall of Auditorium is being painted.



Photo 5 - Acoustical Panels have been installed on the west wall of D122



Photo 6 - Acoustical Panels have been hung on the East wall of D122



Photo 7 - Acoustical Panes have been hung on the East wall of D127



Photo 8 - Acoustical Panes have been hung on the West wall of D127




Photo 9 - Fluid Applied Resinous flooring - Room E134




Photo 10 - Fluid Applied Resinous Flooring - Room E135B




Photo 11 - Concrete Steps and Landings are being poured and finished in Stairwell #4



Photo 12 - Open Grid Ceiling in Room A224 has been installed.



Photo 13 - Lights have been installed in Room A220




Photo 14 - Toilet Partitions have been installed in B118